



# Annual Report FY 2013 2014

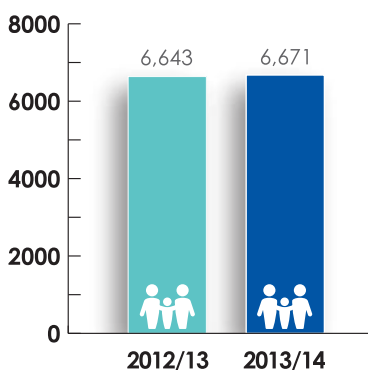
725 Kifer Road, Sunnyvale, CA 94086  
408.738.4321 [www.svcommunityservices.org](http://www.svcommunityservices.org)

## Our Mission

Founded in 1970, Sunnyvale Community Services (SCS) is an independent, nonprofit emergency assistance agency. Our mission is to prevent homelessness and hunger for low-income families and seniors facing temporary crises.

As the safety net for low-income residents in the City of Sunnyvale, we provide weekly produce, monthly nutrition, financial assistance for rent, rental deposits, medical bills, utility bills, and other emergency aid to families and seniors who are often one bill away from homelessness. Our emergency assistance prevents evictions, hunger, malnutrition, and untreated medical conditions. We see clients quickly, treating their financial and food emergencies effectively, and giving the appropriate follow-up information, thereby preventing bigger health and housing problems with more expensive solutions. By focusing on emergency financial assistance and in-kind support, we help families and seniors remain housed with utilities turned on and healthy food on the table.

## Total Unduplicated Clients Served



Total unduplicated individuals helped with food and/or financial aid increased slightly this year.

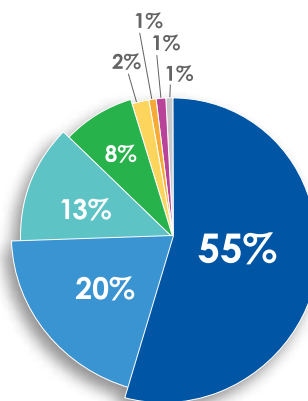
The need per person continues to remain high for financial aid and food assistance.

## Financial Notes

1. The 2013-14 audit from Deborah Daly, C.P.A. was unqualified with no findings. Our annual audits and tax returns are posted on our website: [www.svcommunityservices.org](http://www.svcommunityservices.org)
2. Our total administration and overhead (support services/management and fundraising costs) equaled 8%, very low for nonprofits, especially local organizations with fewer cost centers to distribute overhead. The accepted nonprofit standard for overhead is 25% or lower.
3. Our total change in net assets was \$550,902. This in part reflects donations received that are temporarily restricted for spending next fiscal year.

## Financial Overview

### Revenue Sources

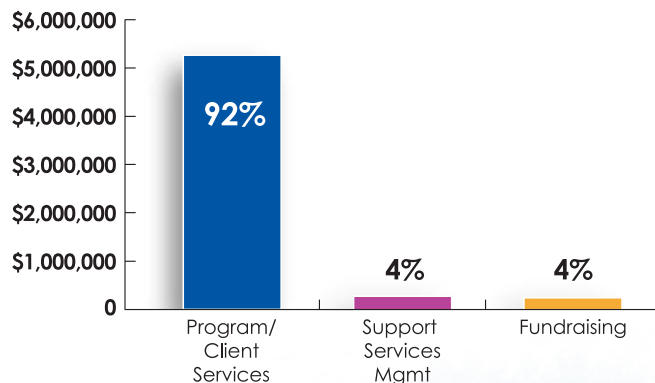


In-kind Donations	55%
Corp./Foundation Support	20%
Community Support	13%
Govt. Grants / Contracts	8%
Investments / Interest	2%
Donation from Special Events	1%
United Way	1%
Other	1%

In-kind Donations	\$3,431,839
Corporate / Foundation Support	1,267,397
Community Support	789,698
Government Grants / Contracts	487,910
Investments / Interest	119,915
Donation from Special Events	68,986
United Way	60,600
Other	46,097

**TOTAL** **\$6,272,442**  
See Financial Note 3

### Where Our Money Goes



Program / Client Services	\$5,242,238
Support Services Management	261,440
Fundraising	217,862
<b>TOTAL</b>	<b>\$5,721,540</b>

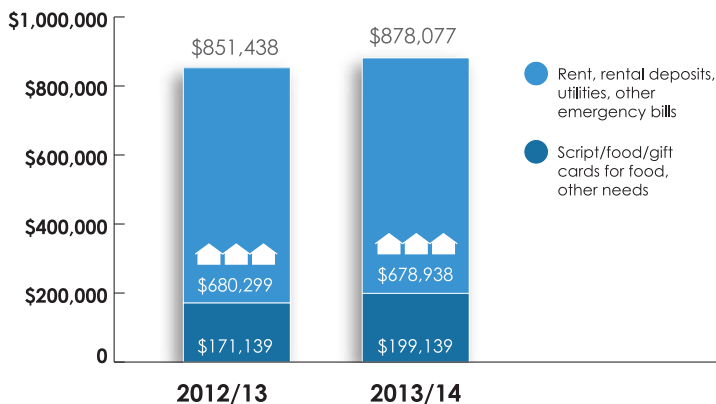
# Our Services

## Financial Assistance

Low-income families and seniors are often one bill away from homelessness. Sky-rocketing rents, low-wage jobs with no benefits, and predatory payday loans all contribute to a difficult housing environment for low-income residents.

Every family seeking financial aid from Sunnyvale Community Services receives a personalized 3-month budget to assess their need and help get them back on track. Our total financial assistance increased by 3% last year. The majority of funds went to help families with rent, rental deposits, and utility bills. We also aided families with funeral expenses, medical bills, or with car repairs so they could continue to get to work.

### Amount Spent on Financial Aid



	2012/13	2013/14
Individuals	3,073	3,614
Financial Assistance	\$851,438	\$878,077

## Program Highlight: Work First Sunnyvale

In our second year partnering with **Downtown Streets Team (DST)**, **Work First Sunnyvale**, the innovative jobs-first approach to end homelessness, has exceeded all goals. With funding through the City of Sunnyvale, we're helping individuals move from homelessness to employment and housing:

- 51 homeless individuals graduated from Job Search Skills Classes
- 22 people moved into regular employment
- 15 formerly homeless were housed
- 69 employers agreed to work with the program

## Volunteer Power!

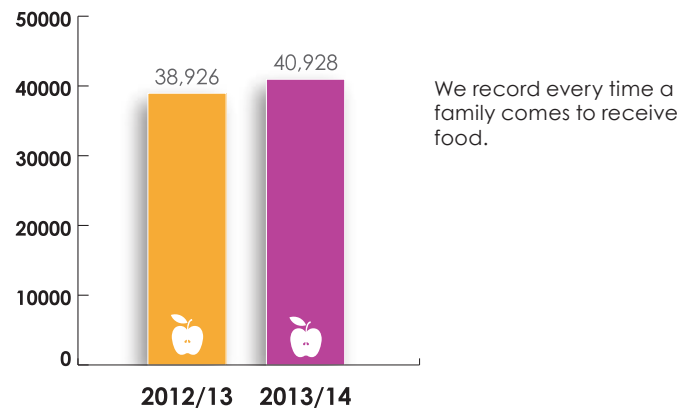
900+ individual volunteers donated 28,775 hours during the 2013 / 2014 fiscal year.



## Food Aid

Our food programs allow a family of four to receive **\$308** worth of healthy foods each month, giving them needed nutrition while helping them stretch their incomes farther for rent and other necessities.

### Family Visits to SCS Food Pantry



## In-kind Assistance

- **Backpacks and shoe gift cards:** 1,078 children received filled backpacks and shoe gift cards to be ready for school from "Head to Toe."
- **Community Christmas Center:** 4,658 individuals/ 1,780 families received a two-week supply of food, new gifts for infants through teens, and a practical household gift.

## Food Aid by the Numbers

