Know Your Rights!

LEARN HOW TO PROTECT YOU AND YOUR FAMILY DURING IMMIGRATION RAIDS



Some people who are not United States citizens have been arrested or detained by the U.S. government.

Learn how to protect yourself so this does not happen to you!

* The contents of this booklet do not constitute legal advice. Consult an immigration attorney for legal advice.

IF YOU ARE QUESTIONED BY THE POLICE...

IF YOU ARE QUESTIONED BY THE POLICE

You have the right to ask the officer if you are being arrested or detained.

1. If the officer says, "NO, you are not being arrested or detained," ask the officer if you may leave. When the officer says that you may leave, slowly and calmly walk away.

2. If the officer says, "YES, you are being arrested or detained"...

YOU HAVE THE RIGHT TO REMAIN SILENT!

IF YOU ARE UNDOCUMENTED...

- ✔ Do not answer any questions or say only "I need to speak to my lawyer."
- ✔ If you have a valid immigration status documents, show it. Always carry it with you.
- ✔ Do not say anything about where you were born or how you entered the United States.
- ✔ Do not carry papers from another country. (If you do, the government can use this information in a deportation proceeding).
- ✔ Show them the **Know Your Rights Card** attached.

Above all, do not show any false documents and do not lie!

IMPORTANT!

In some states, it is a minor crime not to provide your name when asked by a police officer. While punishment for these crimes is minor, you still could be arrested for not providing your name. Remember that providing your name has risks, and that your name can be used to start a deportation process.

* The contents of this booklet do not constitute legal advice. Consult an immigration attorney for legal advice.

IF IMMIGRATION COMES TO YOUR HOME ...

IF POLICE OR IMMIGRATION COMES TO YOUR HOME:

You have the right to see a warrant if the Police Department, FBI, Immigration or other government official tries to enter your home. A warrant is a paper signed by a judge giving the officer to enter permission your home. The warrant will specify the areas that the official has the right to search.

Do not open the door. Ask the officer to slip the warrant underneath the door. If you open the door and allow the official to come into the house, this may be considered giving him/her "consent" to enter. If s/he enters without a warrant, request the names and badge numbers of the officers and say that you did not "consent" to a search. Also, write down the names, addresses and phone numbers of anyone who witnessed the incident.



If the officer has a warrant, observe whether the official searches any other areas that are not listed in the warrant. Get a receipt for any property taken by the official.

IF POLICE OR IMMIGRATION COMES TO YOUR WORKPLACE:

Immigration must have a warrant signed by a judge or the employer's permission to enter your workplace. If it is a public place, they do not need a warrant.

Stay calm. Do not run. This may be viewed as an admission that you have something to hide.

IF THE POLICE OR IMMIGRATION STOPS YOU ON THE STREET OR IN A PUBLIC PLACE :

If the police or an immigration officer stops you on the street and does not have a warrant, s/he may not arrest you unless s/he has evidence that you are a non-citizen. Remember you have the right to remain silent and to refuse a search. Do not say anything about your immigration status or where you were born. Also, do not carry with you any documents from your country of origin or false documents. If you have valid immigration status documents, show them.

* The contents of this booklet do not constitute legal advice. Consult an immigration attorney for legal advice.

IF YOU ARE ARRESTED YOU SHOULD...

1. FIND OUT WHO HAS ARRESTED YOU

Write down the name of the officers and their agency (Police Dept., FBI, Immigration, County Sheriff), along with their identification numbers and license plate numbers. You can find this information on their uniform or their cars.

2. DON'T SIGN ANY DOCUMENTS BEFORE SPEAKING WITH A LAWYER.

You always have the right to speak with a lawyer. Government officials may try to intimidate you or trick you into signing. Don't let yourself be tricked! You may be signing away your right to a hearing before an immigration judge.

3. CONTACT YOUR ATTORNEY OR A FAMILY MEMBER

You have the right to make a telephone call after you are arrested. Memorize the telephone number of your attorney, family member, friend or union spokesperson, and contact him/her immediately.

4. CONTACT YOUR CONSULATE

If you are a foreign national arrested in the U.S., you have the right to call your consulate or to have the deportation officer inform the consulate of your arrest. Ask the deportation officer to see a list of embassies and write down the phone number. The consul may assist you in finding a lawyer or offer to contact your family.



5. ASK FOR BOND

Once you are in immigration custody, ask for bond (even if immigration says you are not eligible). You have to show that you are not a flight risk or a danger to the community. Also, get a copy of the "Notice to Appear," a document that contains the immigration charges against you.

* The contents of this booklet do not constitute legal advice. Consult an immigration attorney for legal advice.

IF YOU ARE ACCUSED OF A CRIME...

ASK YOUR ATTORNEY TO HELP YOU GET RELEASED FROM POLICE CUSTODY

If you are arrested by local police, they must charge you with a crime in court within 48 hours (not counting weekends and holidays), or else release you. If police do file criminal charges, then you must still be released if (1) the charges are dropped, (2) you are granted and post bail, (3) you win your criminal case, or (4) you complete your sentence.

The police may contact Immigration to learn more about your immigration status. For example, if you have an outstanding deportation order, the police may inform Immigration that you are in police custody.

Immigration may then place a "detainer" on you, which gives Immigration an additional 48 hours to pick you up. If Immigration fails to pick you up within this time, the police must release you.

If the police don't file criminal charges AND if immigration does not file a detainer, call an attorney or community organization to help you get released from police custody. They can write a demand letter to the jail or the sheriff.

WHAT SHOULD YOU DO IF YOU HAVE BEEN ACCUSED OF A CRIME?

Consult with an immigration attorney to make sure that the crime will not affect your immigration status. If you want to apply for citizenship or a permanent residency card (green card), talk to your lawyer.

WHAT SHOULD YOU DO IF YOU ARE FACING DEPORTATION AND YOU NEED AN ATTORNEY?

Find an attorney who specializes in deportation defense. Always keep with you the complete name and contact information of your attorney. Request a written contract from your attorney before paying him/her. Make sure your attorney looks at the NTA (Notice to Appear) or your immigration papers before making promises. Don't be tricked by people who are only after your money!

* The contents of this booklet do not constitute legal advice. Consult an immigration attorney for legal advice.

DEVELOP A SAFETY PLAN

1. MAKE A PLAN OF ACTION WITH YOUR CO-WORKERS

✔ Talk with your co-workers to see if they are willing to make a collective decision that everyone - regardless of their immigration status - will remain silent and ask to speak with an attorney in the event of a workplace raid.

✔ Tell co-workers not to run and to remain calm if there is a raid.

✔ If there is a union at your workplace, contact your union spokesperson to find out more about preparing for a raid.

2. KNOW WHAT DOCUMENTS YOU SHOULD CARRY WITH YOU

✔ Carry a card with the contact information of your immigration attorney and/or union representative.

✔ Carry a card, indicating that you wish to remain silent. A sample card is attached.



3. MAKE A PLAN TO CARE FOR YOUR FAMILY:

✔ If you have children or elderly relatives, make arrangements in advance for a family member or friend to care for them if you are detained. Have the telephone numbers of this relative or friend with you at all times and make sure other people know of these plans.

✔ Make sure you designate individuals you trust to make decisions for you if you are detained. They can help you withdraw money for deportation expenses or pay a mortgage. You can sign a power of attorney agreement to give this power to someone if you are arrested.

* The contents of this booklet do not constitute legal advice. Consult an immigration attorney for legal advice.

DEVELOP A SAFETY PLAN

- ✔ Make sure your family has your immigration number (if you have one) and your full name and your date of birth. You will find this number on your work permission or your residency card. The number begins with an "A."

- ✔ Make sure your family knows how to contact you if you are detained. Family members should contact the local office of Immigration and Customs Enforcement's Detention and Removal Branch if they do not know where you are detained. Ask to speak with the supervisory deportation officer, and give the full name and A# of the detainee. If you do not have the contact information for your local field office, contact the Washington DC Headquarters at 202-305-2734.



4. FIND AN IMMIGRATION ATTORNEY:

- ✔ Find an attorney who specializes in deportation defense who may be able to represent you if you are detained. Memorize the name and phone number of your immigration attorney.

- ✔ Have the names and phone numbers of several good immigration attorneys posted near the telephone at home so family members can call an attorney if you are detained.

5. HAVE A COPY OF ALL IMMIGRATION DOCUMENTS:

- ✔ Keep a copy of all immigration documents that have been filed with immigration with a friend or family member who you trust. Also, collect important papers, such as birth certificates, marriage certificates and passports. Place these documents in a secure, easy to find location so that your family can get access to these materials easily.

- ✔ Make a list of the names and contact information of any lawyer who has ever represented you.



* The contents of this booklet do not constitute legal advice. Consult an immigration attorney for legal advice.

RIGHT TO REMAIN SILENT CARD:

Present the following card to immigration or the police if you are arrested to exercise your right to remain silent and to request an attorney.

KNOW YOUR RIGHTS!
If you are detained by immigration or the police:

✔ Hand the card to the official, and remain silent.

✔ The card explains that you are exercising your right to refuse to answer any questions until you have consulted with a lawyer.

TO WHOM IT MAY CONCERN:

Please be informed that I am choosing to exercise my right to remain silent and the right to refuse to answer your questions. If I am detained, I request to contact an attorney immediately. I am also exercising my right to refuse to sign anything until I consult with my attorney.

Thank you.

THESE MATERIALS WERE PREPARED THROUGH THE COLLABORATION OF:

CASA of Maryland
Detention Watch Network
National Immigration Project of the National Lawyer's Guild

Special thanks to Julie Dahlstrom of the National Immigration Project and Juan Carlos Ruiz of National Community Capacity Consultants for their work in developing the contents of these materials.

Layout and Popular Methodology
CASA of Maryland Education and Leadership Department

Illustrations
CASA of Maryland

Silver Spring, MD
Updated February 2008

*** The contents of this booklet do not constitute legal advice. Consult an immigration attorney for legal advice.**

WHAT TO DO
IF ICE COMES TO YOUR DOOR

DO NOT OPEN DOORS

ICE cannot come in without a signed warrant by a criminal court judge. They can only come in if you let them.

REMAIN SILENT

ICE can use anything you say against you in your immigration case so claim your right to remain silent!

***Say "I plead the fifth amendment and choose to remain silent".**

DO NOT SIGN

Don’t sign anything ICE gives you without talking to an attorney.

REPORT & RECORD!

Report immediately: UWD hotline 1-844-363-1423.

Take pictures & video unless you’re on federal government property.
Take notes of badge numbers, number of agents, time, type of car and exactly what happened!

FIGHT BACK!

Get a trustworthy attorney & explore all options to fight your case. If detained, you may be able to get bail - don’t give up hope! Join your local team to defend yourself from enforcement!

unitedwedream.org/end

United We Dream

EN CASO DE REDADAS
¿QUÉ PUEDES HACER?

NO ABRAS LA PUERTA

La migra solo puede entrar a tu casa con una orden de arresto emitida por un juez de la corte criminal, o si tu le abres la puerta. ¡No habras la puerta!

GUARDA SILENCIO

Tienes el derecho a permanecer callado/a.
Si te confrontan agentes de inmigración, di:

***"Uso mi derecho bajo la quinta enmienda, y tengo el derecho a mantenerme callado/a"**



NO FIRMES

No firmes nada que te den los agentes de inmigración.

¡REPORTA Y GRABA!

Reporta inmediatamente al 1-844-363-1423.

Toma fotos y videos, a menos que estes en suelo federal.
Toma notas del número de placa, el número de los agentes, la hora, el tipo de carro, y exáctamente que sucedió.

¡HAZ UN PLAN Y PELEA!

Sí inmigración detiene a un ser querido, busca un abogado de confianza, y haz planes para que alguien cuide a tus hijos. Tu puedes pelear un caso de detención y tal vez recibir una fianza. Únete a un equipo local para defenderte de la migra.

unitedwedream.org/end

United We Dream®

怎么做

如果美国移民和海关执法部门来敲门

不要开门

美国移民和海关执法部门在没有刑事法院法官授权的情况下不能强势开门。
他们只能在你为他们开门的情况下进入你们屋子。

不要说话

美国移民和海关执法部门能把你跟他们说的任何话放在针对你的移民案件上，
所以你要声称你有保持沉默的权利t。

*说 “I plead the Fifth Amendment and choose to remain silent”.
（我请求第五修正案的权利来保持沉默）

不要签名

不要在没有和你的律师谈论过的情况下签任何美国移民和海关执法部门给你的文件。

举报和记录

马上拨打: UWD 热线 1-844-363-1423

记着拍照和录像，但是千万别在政府部门的建筑里做这件事。
记录下他们的徽章编号，有几个人一起来的，什么时候来的，
开什么车来的和你们之间准确发生的事情！

反击！

找一个你能信得过的律师来讨论对你的案件的所有可能性。
如果你被拘留了，你有可能获得保释 – 别放弃希望！
加入你的当地组织来保护自己！

unitedwedream.org/end

@UnitedWeDream

United WeDream

이민세관단속국(ICE) 직원이 집으로 찾아오면 어떻게 대응해야 할까요?

문을 열지 마세요

이민세관단속국은 형사재판 판사의 서명이 담긴 영장 없이는 집 안에 들어올 수 없습니다. 당신이 허락할 경우에만 집에 들어올 수 있습니다.

응답하지 마세요

이민세관단속국은 t당신의 어떤 발언이든 당신의 이민 t 소송에 활용할 수 있으므로 침묵할 권리를 지키시길 바랍니다!

* “나는 헌법수정 5조에 따라 묵비권을 행사하겠습니다” 라고 말하세요.

서명하지 마세요

변호사와의 상의 없이는 이민세관단속국 직원이 제시하는 어떤 서류에도 서명하지 마십시오.

기록하고 보고하세요!

유나이티드위드림 핫라인 1-844-363-1423 으로 즉시 연락주세요.

연방 정부 건물에 있는 경우가 아니라면 사진과 비디오로 상황을 기록하세요.
이민세관단속국 직원의 신분증 번호, 직원 수, 시간, 차량 종류 그리고 어떤 일이 일어났는지 기록하세요!

맞서 싸우세요!

신뢰할만한 변호사를 구하고 당신의 소송에 대응할 모든 방법을 모색하세요. 구금될 경우 보석 석방이 가능할 수도 있습니다 – 희망을 잃지 마세요! 지역 단체들과 연계하여 구금 집행으로부터 자신을 보호하세요!

unitedwedream.org/end

@UnitedWeDream

United WeDream

ماذا تفعل إذا اتت ICE -إدارة الهجرة- إلى بيتك

لا تفتح لهم بابك

لا تسمح لمفتشي إدارة الهجرة بدخول المنزل بدون إظهار ورقة أمر تفتيش صادرة عن محكمة الهجرة. انهم لا يستطيعون ولا يحق لهم حسب القانون ان يدخلوا المنزل بدون هذه الورقة.

التزم الصمت

اي كلمة تقولها امام المفتشين سوف تسجل كأقوال مضافة في سجل الهجرة الخاص بك وفي قضية الهجرة الخاصة بك. من حقك القانوني ان تلتزم الصمت ولا تقول اي شيء ان كنت بلا محامي. يحق لك ان تبقى صامتا وتلتمس

"اختيار تطبيق التعديل الخامس من الدستور الامريكي"
"I plead the fifth amendment and choose to remain silent."

لا توقع

لا توقع على أي شيء يمنحوك إياه دون التحدث مع محامي.

سجل وأخبر

اخبرنا فور حدوث اي شيء مما سبق على الخط الساخن: 1-844-363-1423

التقط صوراً وڤيديو (من هاتفك الجوال) في كل الأحوال بخلافالمباني والمنشات الحكومية الفيدرالية التي لا يحق لك التصوير بالقانون. انتبه وتذكر رقم شارة الضابط(بدچ) واعداد الأفر اد بالزي الشرطي، توقيت وزمن حضورهم وأنواع السيارات والمركبات وتفاصيل الأحداث.

قاوم!

اتصل بمحامي تثق به واستعلم منه عن جميع الحلول والخيارات القانونية المتاحة لك في قضيتك. اذا حدث، وتم احتجازك يمكن ان يفرج عنك بدفع كفالة، فلا تفقد الأمل. حان الوقت ان تنضم إلى المجتمع المدني الموجود في نطاق مدينتك لتعرف حقوقك وللدفاع عنها ضد الظلم.

unitedwedream.org/end

@UnitedWeDream

United WeDream

Warning! Do not hire anyone who...

- Refuses to give you a written contract
- Charges you for *blank* immigration forms. Get free forms at: **uscis.gov/forms**.
- Charges you to "get on a waiting list" or "put your application in line" for immigration reform. There is no list. There is no line.
- Guarantees you a work permit or promise you a good result because of their special contacts at Immigration.
- Pretends to be a qualified lawyer or bonded immigration consultant.
- Takes your money without giving you the services promised.
- Asks you to lie on a form or sign a blank document. If you do this, you may *never* get your immigration application approved.
- Keeps your original documents or charges you to get them back.

Complaints:

Your Local
District Attorney

State Bar of California
(800) 843-9053
calbar.org

Federal Trade
Commission
ftccomplaintassistant.gov

Office of Immigrant Assistance,
CA Department of Justice
caag.state.ca.us

***Warning!* There is no new amnesty!**

Congress has not approved immigration reform yet. Until the reforms become law, providers must **not** take your money to file an amnesty or immigration reform case.

We will post a notice at **ilrc.org** on the day immigration reform passes.

Immigrant Legal Resource Center
1663 Mission Street, Suite 602
San Francisco CA 94103
ilrc.org

Protect Yourself!

Learn How to Get the Best Available Immigration Help

Shop smart!

- Find a *qualified* legal services provider,
- Ask questions, and
- Get a second – or third – opinion before you decide who to hire.

Compare providers before you hire.

Look for a provider who will:

- Answer your questions, and
- Tell you your options.

Shop, check, and compare

- Talk to 2 or more legal service providers,
- Check each provider's license/status, and
- Don't use anyone who doesn't follow the rules explained in this brochure.

Do **not** hire anyone who:

- Says "*Trust me,"* without answering your questions,
- Guarantees that you will win your case, or
- Promises you a work permit or visa right away.

In California, only 3 kinds of providers can help you with your immigration case:

- **Lawyers**
- **Non-profit agencies with Accredited Reps** (The U.S. government authorizes some people to help with immigration. They are called accredited representatives)
- **Bonded Immigration Consultants**

Warning! Do **not** use anyone advertised as a *notario público*. In the U.S., *notarios* are **not** lawyers. *Notarios* ***cannot*** give legal help.

Lawyers can:

- Give you legal advice,
- Help you apply, and
- Speak for you in Immigration Court.

Look for a lawyer specializing in immigration.

To make sure your lawyer is licensed visit: **calbar.ca.gov** or call **(415) 538-2000**. Ask the lawyer for her state bar number.

Non-profits with Accredited Reps can:

- Give you legal advice, and
- Help you apply (in most situations).

To make sure your Rep is authorized, check him/her out at: **justice.gov/eoir/ra/raroster.htm**

Do **not** use an accredited rep who is not on this list!

Bonded Immigration Consultants can:

- Give you the forms you need and help you fill them out.
- Translate questions and answers for your forms.
- Help you collect documents.

Immigration consultants are **not** lawyers. They **must** say they are not lawyers and have signs in their office saying they are not lawyers.

They **cannot:**

- Give you legal advice,
- Speak for you in Immigration Court, or
- Keep your original documents.

Be careful! Only *bonded* immigration consultants can help with immigration cases.

Check if your consultant is bonded at:
sos.ca.gov/business/sf/bond_search/

Checklist: Bring this with you when you meet the provider...

Did the provider:

☑ **Show you her credentials or proof she paid the bond?**

☑ **Ask you to sign a written contract?**

- Make sure the contract lists the services you will get and how much you will pay.
- If you don't speak English well, bonded immigration consultants must give you a contract in your language, too.
- If you cancel in writing within 72 hours of signing the contract with a consultant, you have the right to get **all** your money back.

☑ **Explain the forms and the process?**

- Do not sign blank forms.
- Ask for a translation, if you need it.
- Do not sign anything that is not true or that you do not understand.

☑ **Give you copies of your contract and all papers filed for your case?** (You may have to ask for the copies.)

- Keep your copies in a safe place.
- Do not give your provider **original** documents. Lawyers (not immigration consultants) may need your original documents to give to immigration authorities.

☑ **Give you receipts for your payments?**
Make sure the receipt is signed by the provider and says:

- the date you paid, what services you paid for.

☑ **Tell you the interest rate for any loan or payment of fees?**

¡Advertencia! No contrate a un proveedor que...

- Se niega a darle un contrato escrito.
- Le cobra por formularios de inmigración en blanco. Obtenga los formularios gratis en: **uscis.gov/forms**.
- Le cobra por "ponerlo en una lista de espera" o "poner su solicitud en la fila" para la reforma migratoria. No hay lista. No hay fila.
- Le garantiza un permiso de trabajo o le promete buenos resultados gracias a sus contactos especiales en inmigración.
- Finge ser abogado calificado o consultor de inmigración asegurado. Un buen consultante de inmigración tendrá letreros diciendo que no es un abogado.
- Toma su dinero y no le da los servicios que le prometió.
- Le pide decir una mentira en un formulario o que firme un documento en blanco. Si usted lo hace, es posible que su solicitud de inmigración *nunca* sea aprobada.
- Se queda con sus documentos originales o le cobra por devolvérselos.

Quejas:

Colegio de abogados de California
(800) 843-9053
calbar.org

Federal Trade Commission
ftccomplaintassistant.gov

Oficina de Ayuda al Inmigrante Departamento de Justicia de California
caag.state.ca.us

O su fiscal de distrito

***¡Ojo!* ¡Aún no hay una "nueva amnistía!"**

El Congreso todavía no aprueba la reforma migratoria. Mientras tanto los proveedores no deben tomar su dinero para casos de amnistía o de reforma migratoria hasta que la reforma se convierta en ley.

El día en que la reforma migratoria se apruebe, publicaremos un aviso en **ilrc.org**.

Immigrant Legal Resource Center
(Centro de recursos legales para inmigrantes)
1663 Mission Street, Suite 602
San Francisco CA 94103
ilrc.org

¡Protéjase!

Cómo obtener la mejor ayuda disponible para inmigración

¡Elija bien!

- Encuentre un proveedor de servicios legales que esté calificado,
- Hágale preguntas, y
- Consulte con varios proveedores antes de decidir a quién contratar.

Compare sus opciones *antes* de contratar

Busque un proveedor que:

- Le contestará sus preguntas, y
- Le dirá cuáles son sus opciones.

Busque, verifique y compare

- Hable con 2 o más proveedores de servicios legales.
- Confirme la autorización de cada uno, y
- No use a **nadie** que no siga las reglas explicadas en este folleto.

No contrate a **nadie** que:

- Le dice *"Confíe en mí"* sin contestar sus preguntas o
- Le garantiza que ganará su caso o que obtendrá un permiso de trabajo o una visa rápido.

En California, sólo hay 3 tipos de proveedores que pueden ayudar con casos de inmigración:

- **Abogados**
- **Agencias sin fines de lucro con Representantes Acreditados** (El gobierno de los EE.UU. autoriza a los representantes acreditados a ayudar con asuntos de inmigración.)
- **Consultores de inmigración asegurados**

¡Advertencia! **No** use los servicios de cualquier persona que se publicite como un notario público. En los EE.UU., los notarios **no** son abogados. **No** se les permite dar ayuda legal. Los consultores sólo pueden ayudar a llenar solicitudes.

Los abogados pueden:

- Darle consejo legal,
- Ayudarle con la solicitud, y
- Hablar por usted en la Corte de inmigración.

Busque un abogado especializado en inmigración.

Confirme que su abogado esté autorizado en: **calbar.ca.gov** o llame al **(415) 538-2000**. Pida su número del colegio estatal de abogados.

Las agencias sin fines de lucro con representantes acreditados pueden:

- Darle consejo legal, y
- Ayudarle con la solicitud (en la mayoría de los casos).

Confirme que su representante acreditados esté autorizado en: **justice.gov/eoir/ra/raroster.htm**

¡No use representantes que no estén en esta lista!

Los consultores de inmigración asegurados (bonded, en inglés) pueden:

- Darle las solicitudes que necesita y ayudarle a completarlos.
- Traducir las preguntas y respuestas de sus formularios.
- Ayudarle a organizar sus documentos.

Los consultores de inmigración **no** son abogados. **Tienen que** decirle que no son abogados y poner letreros en sus oficinas donde diga que no son abogados.

Ellos **no pueden:**

- Darle consejo legal,
- Hablar por usted en la Corte de inmigración, o
- Quedarse con sus documentos originales.

¡Cuidado! Sólo los consultores de inmigración *asegurados* pueden ayudar con casos de inmigración.

Confirme que su consultor esté asegurado en:
sos.ca.gov/business/sf/bond_search/

Lista de verificación: Llévela con usted a su cita con el proveedor…

¿El proveedor:

☑ **Le muestro sus credenciales o comprobantes de que está asegurado?**

☑ **Firmo un contrato escrito con usted?**

- Confirme que el contrato indique cuáles servicios recibirá y cuánto tendrá que pagar.
- Si no habla bien el inglés, los consultores de inmigración también tienen que darle un contrato en su idioma.
- Si usted cancela el contrato por escrito dentro de las 72 horas de haberlo firmado, tiene derecho a que le devuelvan **todo** su dinero.

☑ **Le explique los formularios y el proceso?**

- Nunca firme solicitudes en blanco.
- Si es necesario, pida que le traduzcan.
- No firme nada que no sea verdad o que usted no entienda.

☑ **Le dé copias del contrato y de todos los documentos presentados para su caso?** (Es posible que tenga que pedir las copias.)

- Guarde sus copias en un lugar seguro.
- No entregue documentos **originales** a un consultor de inmigración. Está bien entregar sus documentos originales a un abogado.

☑ **Le dé recibos por sus pagos?** Asegúrese que el recibo esté firmado por el proveedor y diga:

- la fecha en que pagó,
- cuáles servicios pagó.

☑ **Le explique la tasa de interés para un préstamo o el pago de los honorarios pagados por el proveedor?**

Immigration Legal Services Referral List/*Lista de Servicios Legales de Inmigración*

The following are nonprofit Attorney and BIA accredited agencies. (Nominal fees may apply).

Las siguientes son agencias sin fines de lucro, acreditadas por el BIA, y/o con abogados. (Pueda que apliquen cargos nominales)

Asian Law Alliance
991 West Hedding Street, Suite 202
San Jose, CA 95126
(408) 287-9710

Phone/walk-in consultations - No appointment necessary
M-Th 9-11:30 AM; 1-3:30 PM; F 9-11:30 AM
Immigration Clinic - By appointment only
F 1-4 PM & Sat 10 AM to 12 PM
Immigration legal services, housing, public benefits, DV, civil rights

Asian Pacific Islander Legal Outreach
San Francisco Office
1121 Mission Street San Francisco, CA 94103 (415) 567-6255
Oakland Office
1305 Franklin Street, Suite 410
Oakland, CA 94612 (510) 251-2846
Immigrant rights, rights, housing, VAWA, disability, tax

Bay Area Legal Aid
4 N. 2nd St #600, San Jose, CA 95113
(408) 850-7066
San Francisco County: (415) 354-6360
San Mateo County: (650) 472-2666

Services: consumer law, public benefits, labor law, health care access, domestic violence, housing laws, representation of formerly incarcerated population, and youth at risk

Catholic Charities of Santa Clara County
2625 Zanker Road,Ste 201
San Jose, CA 95134
408) 944-0691

Catholic Charities of San Mateo:(650) 295-2160 x 185
Catholic Charities of San Francisco: (415) 972-1200
Immigration legal services, VAWA, refugee resettlement citizenship classes

Center for Employment Training –ICP
Immigration and Citizenship Program
701 Vine Street
San Jose, CA 95110
(408) 534-5451

Office Hours: Mon –Thurs 10AM-6PM
DACA Clinics every Thursday from 2pm – 5pm
Immigration legal services, free citizenship classes

Coastside Hope
99 Alhambra Ave. P.O. Box 1089
El Granada, CA 94018
(650) 726-9071 x 224
Fax (650) 726-7096

Services: M-F 8-5 in Spanish & Portuguese
Immigration Clinic: Appointment only F 1-4PM & Sat 10AM to 12PM

Community Legal Services in East Palo Alto
2117-B University Avenue
East Palo Alto, CA 94303
Phone: (650) 326-6440
Fax: (866) 688-5204

Drop in hours: Mon-Thurs 9AM-1PM
Services: all aspects of removal defense, asylum, U visas, VAWA, SIJS, DACA

Immigration Services of Mountain View
1058 W. Evelyn Ave., Suite 30
Sunnyvale, CA 94086
Appointments: (650) 938-4911

Immigration legal services, VAWA, U Visa, Fee Waivers

International Institute of the Bay Area
Redwood City (650) 780-7530
San Francisco (415) 538-8100
Antioch (925) 237-8581
Oakland (510) 451-2846
Fremont (510) 894-3585

Immigration legal services, VAWA, U Visa, refugee services

International Rescue Committee
San Jose Office
1210 S. Bascom Ave, Suite 227
San Jose, CA 95128 (408) 277-0255
Immigration legal services, refugee resettlement
Oakland Office
405 14th Street, Suite
Oakland, CA 94612
(510) 452-8222

Katharine & George Alexander Community Law Center
1030 The Alameda
San Jose, CA 95126
(408) 288-7030

Immigration legal services, consumer law, workers' rights, low income tax clinic

La Raza Centro Legal
474 Valencia Street, Suite 295
San Francisco, CA 94103
(415) 575-3500
Mon – Fri 10AM-12PM and 1PM-4PM
Call for appointment/*Llame para una cita*

Immigration legal services, employment clinics, eviction defense

MAITRI
Helpline:1-888-862-4874
Phone: (408) 436-8393
Fax: (408) 503-0887
maitri@maitri.org

Primarily help families from South Asia (Bangladesh, India, Nepal, Pakistan, Sri Lanka) facing domestic violence, emotional abuse, cultural alienation, human trafficking or family conflict. VAWA, U & T Visa. Languages: Bengali, Gujarati, Hindi, Malayalam, Marathi, Marwari, Punjabi, Sindhi, Tamil, Telugu, & Urdu

Lawyer and BIA Accredited Representatives' Data Base
Only licensed lawyers & Board of Immigration Appeals (BIA) accredited representatives can give legal advice.
Check if your lawyer is licensed at:
http://www.llrx.com/features/lawyerlicenses.htm
Check if your immigration service provider is BIA accredited:
http://www.justice.gov/eoir/ra/raroster_reps.htm
Check if your immigration lawyer or BIA accredited representative has been disciplined: http://www.justice.gov/eoir/discipline.htm

Immigration Legal Services Referral List/*Lista de Servicios Legales de Inmigración*

The following are nonprofit Attorney and BIA accredited agencies that maybe available to assist you. (Nominal fees may apply)
Las siguientes son agencias sin fines de lucro, acreditadas por el BIA, y/o con abogados, que posiblemente pueden ayudarle. (Pueda que appliquen cargos nominales)

Legal Aid Society of Santa Clara County
480 N. First St., San Jose, CA 95103
(408) 998-5200 (t), (408) 298-3782 (f)
Services: immigration legal services, family law, housing, DV

Legal Aid Society of San Mateo County
330 Twin Dolphin Drive, Suite 123
Redwood City, CA 94065
(650) 558-0915

Pangea Legal Services
350 Sansome St, Ste. 650
San Francisco, CA 94104
(415) 254-0475
Services: affirmative and defensive asylum, cancellation of removal, DACA, U-visa, family based petitions, SIJS, & other immigration services
Please contact us for consultations

Services, Immigrant Rights & Education Network
1415 Koll Circle, Suite 108
San Jose, CA 95112
English/Vietnamese (408) 453-3013
English/Spanish (408) 453-3017

Free Legal Consultations/*Consultas Legales Gratis*
Thursdays/Jueves 9AM—6PM

Step Forward Foundation
PO Box 175
Campbell, CA 95009
(408) 915-8698 (t)
(408) 465-5288 (f)
Immigration legal services, family law, DV, human trafficking

San Francisco Bar Association
301 Battery Street, Third Floor, San Francisco, CA 94111
(415) 982-1600
Attorney of the Day, immigration court representation, removal proceedings. Spanish interpretation.

American Immigration Lawyers Association, Northern California
360 Post St., San Francisco, CA
http://www.ailanorcal.com/
Over 700 immigration attorneys on the list to provide immigration legal services and court representation.

Human Agenda
1376 N. 4th Street, ste.100
San Jose,
CA 95112
(408) 661-1587 & (408) 460-2999 (t)
CLARO Project: DACA + & DAPA

Apoyo Legal Migrante Asociado
Sobrato Center for Nonprofits
534A Valley Way
Milpitas, CA 95035
(650) 964-4966 (t)
Services: immigration legal services, education

Pars Equality Center
Daryabari Iranian Community Center
1635 The Alameda, San Jose, CA 95126
(408) 261-6400 (t) (408) 261-6401 (f)
Services: immigration legal services, cultural and social integration

African Advocacy Network
Dolores Street Community Services
938 Valencia St., San Francisco, CA 94110
(415) 503-1032 (t)
Services: Immigration legal services, counseling

Pro Bono Project
480 N. First Street,
San Jose, CA, 95112
(408) 998-5298 (t), (408) 971-9672 (f)
Services: immigration, lawyers in the Library, the virtual legal services, family law,
debtors' rights clinics, consumer law, translation

Law Foundation of Silicon Valley
152 N. Third Street,
3rd Floor
San Jose, CA 95112
(408) 293-4790 (t)
(408) 293-0106 (f)
Services: housing, health, human rights, Legal Advocates for Children and Youth

Senior Adults Legal Assistance (SALA)
160 E Virginia St, Suite 260
San Jose, CA 95112
408 295-5991, North County - 650 969-8656
South County - 408 847-7252
Services: Public benefits, long term care, housing, consumer law, simple wills

Centro de Ayuda Legal Para Inmigrantes (CALI)
1125 Benton Street
Santa Clara, CA 95050
(650) 938-4041 (t)
(408) 404-0409 (f)
Services: immigration legal services, family law, VAWA, U Visa, DACA

POST-ELECTION RESOURCES FOR IMMIGRANTS

These agencies came forward with statements, but many other organizations are providing reliable services in the community. For a complete list use OIR's legal and non-legal trusted resources flyers go to:

https://www.sccgov.org/sites/oir/Documents/Immigration%20Legal%20Services%20Flyer.pdf

https://www.sccgov.org/sites/oir/Documents/Non-Legal%20Trusted%20Resources%20-updated.pdf

Asian Law Alliance
991 West Hedding Street,
Suite 202
San Jose, CA 95126
(408) 287-9710

IMPORTANT IMMIGRATION-RELATED INFORMATION FOR CLIENTS:
http://asianlawalliance.org/important-information/

American Immigration Lawyers Association (AILA)

Post-Election Consumer Alert

English & Spanish

http://www.aila.org/File/Related/16111733a.pdf
http://www.aila.org/File/Related/16111733b.pdf

CLINIC: Catholic Legal Immigration Network

Preparing for Changes in the Presidential Administration in English & Spanish

https://cliniclegal.org/sites/default/files/resources/presidential-transition/How-to-Prepare-for-Changes-in-the-Presidential-Administration-Contact-Box.pdf

https://cliniclegal.org/sites/default/files/resources/presidential-transition/How-to-Prepare-for-Changes-in-the-Presidential-Administration-Spanish.pdf

CAIR-SAN FRANCISCO BAY AREA
3000 Scott Blvd., Suite 101
Santa Clara, CA 95054

T 408.986.9874
F 408.986.9875

Moving Forward After the Elections
https://ca.cair.com/sfba/2016/11/moving-forward-after-the-elections/
info@sfba.cair.com

DeBug Silicon Valley
701 Lenzen Ave
San Jose, CA 95126
408- 971-4965

svdebug@newamericamedia.org

What Immigrant Communities Can Do Now
http://www.siliconvalleydebug.org/articles/2016/11/14/what-immigrant-communities-can-do-prepare-trump

Fraud prevention resources
Santa Clara County Sheriff's Office Notario Fraud Unit
English & Spanish

https://www.sccgov.org/sites/sheriff/Documents/PublicTriFoldWord.pdf
https://www.sccgov.org/sites/sheriff/Documents/SpanPublicTriFoldWord.pdf

ILRC: https://www.ilrc.org/choosing-immigration-representative-how-avoid-fraud
https://www.ilrc.org/sites/default/files/resources/attachment_a_pl_ilrc_trifold.pdf
https://www.ilrc.org/sites/default/files/resources/attachment_a_sp_pl_ilrc_trifold_0228_new.pdf

Stop Notario Fraud: http://www.stopnotariofraud.org/

E4FC
Educators for Fair Consideration

WHAT WE KNOW NOW

Post-election update

http://www.e4fc.org/whatweknowcandonow.html

Contact:

http://www.e4fc.org/contactus.html

iAmerica

Information about DACA & other resources post-election
English & Spanish

http://iamerica.org/daca

http://iamerica.org/es/daca

Immigrant Legal Resource Center: **ILRC**
663 Mission Street, Suite 602
San Francisco, CA 94103
T: 415-255-9499
F: 415-255-9792

Post-Election Talking Points and Resources
https://www.ilrc.org/daca-talking-points
https://www.ilrc.org/sites/default/files/resources/ilrc_spanish_post-election_talking_points.pdf
https://www.ilrc.org/sites/default/files/resources/post-election_talking_points.pdf

Post-election school resources: https://www.ilrc.org/post-election-resource-schools

LGBT Immigrant Rights: https://www.ilrc.org/lgbt-immigrant-rights

My (Un)documented Life

Post-Election Resources for Undocumented Students & Families

English & Spanish

https://mydocumentedlife.org/immigration-news
https://mydocumentedlife.org/noticias-de-inmigracion

Post-Election Advance Parole

https://mydocumentedlife.org/2016/11/11/advice-regarding-advance-parole-after-the-election-results

https://mydocumentedlife.org/2016/11/10/advice-regarding-daca-whats-next-from-two-national-immigration-law-centers

National Immigration Law Center (NILC)

Berkeley, CA

(510) 663-8282

DACA after Election

https://www.nilc.org/issues/daca/

https://www.nilc.org/issues/daca/daca-after-trump-q-and-a/

MÉXICO
GOBIERNO DE LA REPÚBLICA

Mexican Consulate General in San Jose

302 Enzo Drive, Suite 200
San José, CA 95138
United States
(408) 294-3414

https://consulmex2.sre.gob.mx/sanjose/

OFFICE HOURS: 8.00AM-5:00 PM

Ready California

READY California

Post-Election updates and resources, including fraud prevention

Community education events and legal services workshops

http://ready-california.org/

SANTA CLARA LAW est. 1911

Santa Clara University Katherine & George Alexander Community Law Center

IMPORTANT IMMIGRATION-RELATED INFORMATION

http://law.scu.edu/kgaclc/immigration-law/

SIREN SERVICES IMMIGRANT RIGHTS & EDUCATION NETWORK

Services, Immigrant Rights & Education Network
1415 Koll Circle, Suite 108

San Jose, CA 95112

English/Spanish (408) 453-3017
English/Vietnamese (408) 453-3013

DACA Alert: http://www.siren-bayarea.org/newsroom/2016/11/17/daca-advisal

Free Legal Consultations/*Consultas Legales Gratis*
Thursdays/Jueves 9AM—6PM

United We Dream

United We Dream

5 Important Things You Need To Know About DACA During a Trump Presidency

English & Spanish

https://medium.com/@UNITEDWEDREAM/5-important-things-you-need-to-know-about-daca-during-a-trump-presidency-807db96132c3#.yap92lnsp

https://medium.com/@UNITEDWEDREAM/5-cosas-importantes-que-necesitas-saber-sobre-daca-durante-la-presidencia-de-trump-20d392445566#.ndlkdi7gp

Family Preparedness Plan

Every family should have a Family Preparedness Plan. While it is our hope that you never have to use your plan, it is a good practice to have one in place to help reduce the stress of the unexpected. This packet will help everyone create a Family Preparedness Plan, regardless of immigration status. However, because of the additional challenges immigrant and mixed status families face, we also have additional advice for immigrants.

➲ Make a Child Care Plan

Have a plan so that a trusted adult can care for your child if you cannot. This plan should include emergency numbers, a list of important contact information, a Caregiver's Authorization Affidavit and a file with important documents. This packet includes templates to put together these documents.

➲ Find Out About Your Immigration Options

Information and resources to find good immigration legal help is included in this packet.

- If you have a green card, find out if you can become a U.S. citizen.
- If you are here on a visa, find out if you can get a green card.
- If you do not have immigration status, find out if you may be eligible to get a green card, visa or work permit.
- If you have a criminal arrest or conviction, find out how it might affect your situation, or if there is a way to erase it from your record.
- If you are detained or put into deportation proceedings, ask for a hearing in front of a judge to get out of detention and to fight your deportation.

➲ Know Your Rights

Everyone – both documented and undocumented persons – have rights in this country. Make sure you, your family members (even children), housemates, neighbors, and co-workers, regardless of their immigration status, know of their right to remain silent and all of their other rights if ICE or the police come to your home, neighborhood or workplace. A list of these rights, and a card asserting these rights, are included in this packet.

Child Care Plan

➲ Talk to Your Children About Your Plan

Without worrying them, assure your children that they will be taken care of if for some reason you are unable to care for them, even for a short period of time. Let them know who will care for them until you can.

➲ Decide Who Can Care for Your Children if You Are Unable To

Talk to the people you would want to care for your children if you are unable to and make sure they know they will be listed as emergency contacts. Memorize their phone numbers and have your children memorize them too.

Make sure your children know who can pick them from up school, who cannot pick them up from school, and who will care for them.

Your child's school may only release your child to adults you designate. Therefore, make sure to regularly update all school, afterschool, day care, summer camp, and other programs' emergency contact sheets and release forms to include the names of those who can and cannot pick up your children. If you have a restraining order against anyone, make sure to give a copy of it to the school.

Make sure the people who can pick up and care for your children are up to date on your child's location and school.

➲ Write Down Instructions if Your Child Has Any Medical Conditions and /or Takes Any Medications

Make sure to write down any medical conditions or allergies your child has, any medications that your child takes, as well as doctor and health insurance information. Keep a copy of this information in your important documents file. Give a copy to your child's school and the adult you designate to care for your children. Let your child know where to find this information if you are not around.

➲ Have a Caregiver's Authorization Affidavit Signed

A Caregiver's Authorization Affidavit is a form to give to your child's school or health care provider so a non-parent relative can enroll your child in public school, make school-related medical decisions, and make other important decisions on your child's behalf if you are unable to. It allows non-relatives to enroll your child in school and to receive school-related medical treatment. A template is in this packet. A Caregiver's Authorization Affidavit does not affect your rights as your child's parent – you still have custody and control of your child.

➲ Make Sure Your Children All Have Passports

If your child was born in the United States, visit www.travel.state.gov for more information on obtaining a U.S. passport.

If your child was born in your home country, check with your embassy or consulate for more information on obtaining a passport.

➲ Inform Your Family and Emergency Contacts About How to Find You if You Are Detained by ICE

Family members can use the ICE detainee locator: https://locator.ice.gov/odls/homePage.do. Be sure your family and emergency contacts have a copy of your A-Number (your alien registration number found on your immigration documents from ICE) if you have one.

Want to Do Even More?

You can designate and document someone you trust with **Power of Attorney** to make financial, legal or child care decisions in your absence. You can designate this person to care for your children; to make decisions for your children; to handle your finances; to manage business decisions; to use your money to pay your rent or mortgage or to pay for your legal and other expenses. A power of attorney for your child allows you to designate another adult to make decisions for your child. It is temporary and does not require you to give up your parental or custodial rights.

You can also **register your child's birth** with your country's government (for example, with your country's consulate) if your child was born in the United States. This may grant your child benefits, including citizenship in your home country in some cases.

Important Children's Information

Keep this information so those you designate to care for your children in your absence have all of the information they need.

Child's Name	
Date of Birth	
Child's Cell Phone Number (if applicable)	
School	
School Address	
School Phone Number	
Teacher's Name	
Classroom Number	
Afterschool Program	
Afterschool Program Phone Number	
Other Camp/Sports/Program	
Other Camp/Sports/Program Phone Number	
Allergies	
Medical conditions	
Medications	
Doctor's Phone Number	
Doctor's Address	
Health Insurance	

Emergency Numbers and Important Contact Information

Keep this information in one place so that you and your family can access it easily.

Emergency Numbers	
Immediate Emergency	911
Police Department	
Fire Department	
Poison Control	
Family Contacts	
Mother/Parent/Guardian	
Home Phone	
Cell Phone	
Work Address	
Work Phone	
Father/Parent/Guardian	
Home Phone	
Cell Phone	

Work Address	
Work Phone	
Other Emergency Contact and Relationship	
Cell Phone	
Other Emergency Contact and Relationship	
Cell Phone	
Other Emergency Contacts and Relationship	
Cell Phone	

Miscellaneous Contacts	
Doctor	
Phone Number	
Health Insurance Company	
Policy Number	
Pediatrician	
Phone Number	
Health Insurance Company	
Policy Number	
Dentist	
Phone Number	
Dental Insurance Company	
Policy Number	
Car Make/Model	
License Plate Number	
Car Insurance Company	
Insurance Policy Number	
Phone Number	
Consulate	
Address	
Phone Number	
Attorney/Nonprofit Legal Services Provider	
Address	
Phone Number	

Caregiver's Authorization Affidavit

Keep a copy of this available for the person you designate to care for your child to sign if needed. You do not need to sign it. Only the caregiver is required to sign it.

Use of this affidavit is authorized by Part 1.5 (commencing with Section 6550) of Division 11 of the California Family Code. According to California Law, schools and medical care providers must accept this form if it completed correctly.

Instructions: If the adult you designate to care for your child is not a family member, they should fill out items 1-4 to authorize your child's enrollment in school and school-related medical care. If the adult you designate to care for your child is a family member, they should complete items 1-8 to authorize your child's enrollment in school and any medical care.

The minor named below lives in my (the caregiver's) home and I am 18 years of age or older.

1. Name of minor: _____.

2. Minor's birth date: _____.

3. My name (adult giving authorization): _____.

4. My home address: _____.

5. [ ] I am the minor's grandparent, aunt, uncle, spouse, stepparent, brother, sister, stepbrother, stepsister, half-brother, half-sister, niece, nephew, first cousin, grandaunt, granduncle, great-grandparent, great-grandaunt, great-granduncle, or the spouse of one of these persons.

6. Check one or both (for example, if one parent was advised and the other cannot be located):

    [ ] I have advised the parent(s) or other person(s) having legal custody of the minor of my intent to authorize medical care, and have received no objection.
    [ ] I am unable to contact the parent(s) or other person(s) having legal custody of the minor at this time, to notify them of my intended authorization.

7. My date of birth: _____.

8. My California driver's license or identification card number: _____.

I declare under penalty of perjury under the laws of the State of California that the foregoing is true and correct.

Dated: _____ Signed: _____

File of Important Documents

Keep a file of all of these documents or a copy of these documents in a safe place. Tell your children, family members and emergency caregiver where to find this file in an emergency.

☐ Passports

☐ Birth Certificates

☐ Marriage License (if applicable)

☐ Caregiver's Authorization Affidavit

☐ Any Restraining Orders you may have against anyone (if applicable)

☐ A-Number and any immigration documents (work permit, green card, visa, etc.)

☐ Driver's License and/or Other Identification Cards

☐ Social Security Card or ITIN number

☐ Registry of birth (for U.S. born children registered in parent's home country)(if applicable)

☐ Important Children's Information

☐ Emergency Numbers and Important Contact Information

☐ Children(s)' Medical Information, including health insurance, medication list, and doctor's contact information

☐ Any other documents you would want to be able to quickly find

Find Out About Your Immigration Options

Find a local, nonprofit legal services organization that can help you find out if there is an immigration option for you to get a green card, work permit or visa, or protect you from deportation. Also, keep a list of these local organizations in case you ever have a problem with ICE. These organizations have attorneys who may be able to help you.

Warning! Protect Yourself from Fraud!

Only a licensed attorney or accredited representative is authorized and qualified to assist you with your immigration case. Do not hire anyone who:

- Refuses to give you a written contract;
- Charges you for blank immigration forms;
- Promises you a good result because of their special contacts at Immigration;
- Pretends to be a qualified lawyer or bonded immigration consultant;
- Asks you to lie on a form or sign a blank document; or
- Charges you to "get on a waiting list" or "put your application in line." There is no list. There is no line.

If you suspect fraud, report it to your consulate or the police, or contact the Federal Trade Commission to file a complaint in English or Spanish at 877-FTC-HELP (877-382-4357). Visit Stop Notario Fraud for more information and resources: http://www.stopnotariofraud.org/

Do what you can now to protect you and your family in the United States.

- If you have a green card, find out if you can become a U.S. citizen.
- If you are here on a visa, find out if you can get a green card.
- If you do not have immigration status, find out if you may be eligible to get a visa or work permit.
- If you have a criminal arrest or conviction, find out how it might affect your situation, or if there is a way to erase it from your record.
- If you are detained or put into deportation proceedings, ask for a hearing in front of a judge to get out of detention and to fight your deportation.

Find a Legal Services Provider

The Immigration Advocates Network National Immigration Legal Services Directory lists nonprofit organizations that provide free or low-cost immigration legal services. You can use it to find an immigration service provider near you for a consultation.
https://www.immigrationadvocates.org/nonprofit/legaldirectory/

Find an Info Session or Immigration Workshop Near You

Ready California is a collaboration of California nonprofits organizations across the state. You can use the Ready California website to find local organizations as well as an events calendar that lists free immigration events throughout the state. These events may be DACA renewal workshops, Know Your Rights presentations, or Post-Election forums.
http://ready-california.org/events-calendar/#1

Know Your Rights

Remain calm and do not try to run away.
If you do, ICE or the police may use that against you.

Everyone – both documented and undocumented persons – has rights in this country. Talk to everyone in your family (including children) and household to make sure they all know what to do if approached by immigration officials (ICE) or if immigration officials (ICE) come to your house.

➲ ICE at Your Door

Do not open the door for ICE or any police officer without a signed warrant. You do not need to open the door unless an ICE agent can show you a warrant signed by a judge with your specific and correct name and address on it. If ICE knocks on your door, ask them to slide the search warrant under the door or through a window. Make sure the warrant is signed by a judge and has your address on it. If ICE or the police do not have this, then you do not have to open the door. Once you open the door, you lose certain rights.

Keep a Know Your Rights red card on you and by your door at all times. You can slide it under the door to ICE – it explains your rights and that you do not have to open the door. Have your children and other family members practice sliding it under the door.

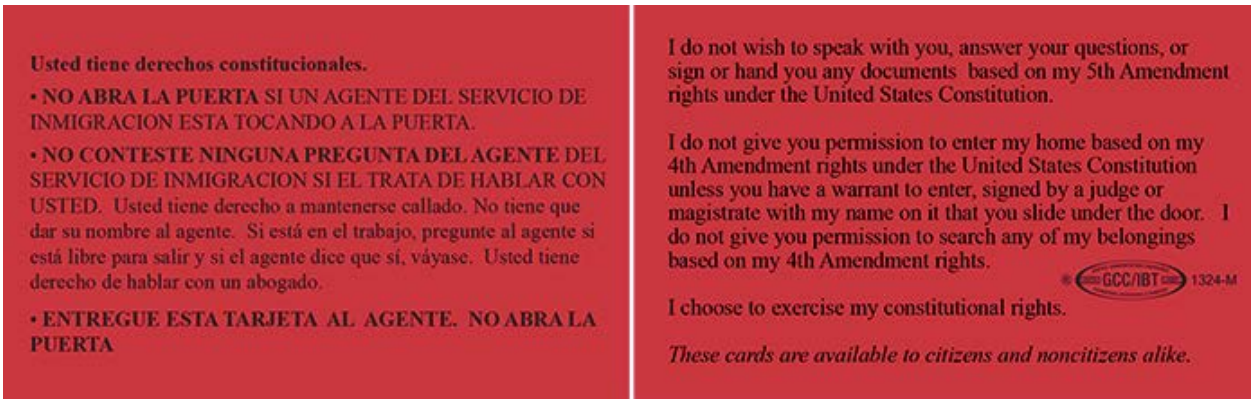

Usted tiene derechos constitucionales.

• **NO ABRA LA PUERTA** SI UN AGENTE DEL SERVICIO DE INMIGRACION ESTA TOCANDO A LA PUERTA.

• **NO CONTESTE NINGUNA PREGUNTA DEL AGENTE** DEL SERVICIO DE INMIGRACION SI EL TRATA DE HABLAR CON USTED. Usted tiene derecho a mantenerse callado. No tiene que dar su nombre al agente. Si está en el trabajo, pregunte al agente si está libre para salir y si el agente dice que sí, váyase. Usted tiene derecho de hablar con un abogado.

• **ENTREGUE ESTA TARJETA AL AGENTE. NO ABRA LA PUERTA**

I do not wish to speak with you, answer your questions, or sign or hand you any documents based on my 5th Amendment rights under the United States Constitution.

I do not give you permission to enter my home based on my 4th Amendment rights under the United States Constitution unless you have a warrant to enter, signed by a judge or magistrate with my name on it that you slide under the door. I do not give you permission to search any of my belongings based on my 4th Amendment rights.

GCC/IBT 1324-M

I choose to exercise my constitutional rights.

These cards are available to citizens and noncitizens alike.

➲ Talking to ICE

You do not have to talk to ICE or answer their questions. **You have the right to remain silent.** You can refuse to speak to an ICE agent. Do not answer any questions, especially about your birth place, immigration status or how you entered the United States. Do not give them any personal information about yourself or anyone in your family. Say that you want to remain

silent until you speak with a lawyer. Have your children and others in your family practice saying "No" to ICE.

You have the right to refuse to sign anything before you talk to a lawyer. Do not sign anything you do not understand and agree with. That could eliminate your right to speak with a lawyer or have a hearing in front of an immigration judge. This may result in you being deported immediately without a hearing.

Ask to speak with your lawyer and to go before the immigration judge. **You have the right to speak to a lawyer and the right to make a phone call.** Make sure to carry the phone number for an immigration lawyer with you at all times.

➲ Other Resources

Your Country's Consulate

Have the contact information for your country's nearest consulate. Many consulates have an emergency number for cases where you need immediate assistance from the consulate. Have that number written down in case ICE detains you.

Know Your Rights Materials and Other Resources

There are a lot of resources available to teach you about your rights. Below are just a few places to start looking if you want to learn more about immigration law.

- **Informed Immigrant:** https://www.informedimmigrant.com/
- **Immigrant Legal Resource Center (ILRC):** https://www.ilrc.org/community-resources
- **National Immigration Law Center (NILC):** https://www.nilc.org/get-involved/community-education-resources/know-your-rights/

Documents You Should and Should Not Carry With You

- At all times, carry a valid work permit or green card, if you have one. If you do not have one, generally it is advisable to carry a municipal ID, state ID or driver's license if it was issued in the United States and contains no information at all about your immigration status or your country of origin. Ask a local immigration advocate about what kind of documents are safe to carry in your area.
- At all times, carry a red card to exercise your right to remain silent in case you are stopped or interrogated by ICE or police officers.
- At all times, carry the telephone number of an immigration lawyer, advocate or nonprofit immigration legal services provider you will call in an emergency.
- Do not carry any documentation about your country of origin.
- Do not carry any false identity documents or false immigration documents.

Plan Familiar En Caso de Emergencia

Cada familia debe tener un plan en caso de emergencia. Aunque nuestro deseo es que usted nunca tenga que usar este plan, es buena práctica tener uno a la mano para reducir el estrés de lo inesperado. Este paquete le ayudará a crear un plan familiar sin importar su estatus migratorio. Sin embargo, debido a los retos adicionales que enfrentan las familias inmigrantes y las compuestas de miembros con diferentes estatus migratorios, también tenemos consejos adicionales para los inmigrantes.

➲ Haga un plan de cuidado para sus hijos

Tenga un plan para que un adulto de confianza pueda cuidar a sus hijos si usted no puede. Este plan debe incluir números de emergencia, una lista con la información de contactos de personas claves, una declaración jurada por parte de la persona que cuidará a sus hijos, y un archivo con documentos importantes. Este paquete incluye ejemplos de cómo preparar este tipo de documentos.

➲ Averigüe sobre sus opciones de inmigración

Este paquete incluye información y recursos para poder buscar ayuda legal de confianza.

- Si usted tiene una tarjeta de residencia permanente, averigüe si se puede hacer Ciudadano.
- Si usted está aquí con una visa, averigüe si puede obtener una tarjeta de residencia.
- Si usted no tiene estatus migratorio, averigüe si puede ser elegible para obtener una tarjeta de residencia, una visa, o un permiso de trabajo.
- Si usted tiene record criminal, o ha sido arrestado, averigüe como esto le podría afectar su situación, o si hay una manera de limpiar su record.
- Si usted es detenido o esta en proceso de deportación, pida una audiencia en frente de un Juez para salir de detención y poder pelear su deportación.

➲ Conozca sus derechos

Todas las personas, sin importar su estatus legal, tienen derechos en este país. Asegúrese que los miembros de su familia (incluyendo sus hijos) compañeros de vivienda, vecinos, y compañeros de trabajo, independientemente de su estatus migratorio, conozcan el derecho de permanecer en silencio, y todos los otros derechos si inmigración o la policía vienen a su casa, vecindario, o al lugar de trabajo. Una lista de estos derechos, y tarjeta afirmando sus derechos viene incluida en este paquete.

Plan de Cuidado Para Sus Hijos

➲ Hable con sus hijos sobre su plan

Sin preocuparlos, asegúrele a sus hijos que ellos estarán en buen cuidado si por cualquier razón usted no puede cuidarlos, aunque sea por un poco tiempo. Déjeles saber quién los cuidará hasta que usted pueda cuidarlos de nuevo.

➲ Decida quien cuidará a sus hijos si usted no puede hacerlo

Platique con la gente que usted quisiera que cuidara a sus hijos si usted no lo puede hacer, y asegúrese que ellos sepan que están en la lista de contactos de emergencia. Apréndase sus números de teléfono de memoria, y haga que sus hijos también se los aprendan.

Asegúrese que sus hijos sepan quién y quien no los puede recoger de la escuela y quien los cuidará.

La escuela solamente entregará sus hijos a las personas que usted indique en la carta de emergencia. Por esa razón mantenga al corriente la información en la carta de emergencia en su escuela, el programa después de escuela, en la guardería u otros programas.

Asegúrese que la gente que puede recoger y cuidar a sus hijos estén al día sobre la ubicación de sus hijos al igual que la escuela donde asisten.

➲ Anote las instrucciones si sus hijos tienen una condición médica, o están tomado medicamentos

Anote cualquier condición médica o alergias que sus hijos tengan, cualquier medicamento que su hijo/a está tomando, así como la información de su doctor y el seguro de salud. Guarde una copia de esta información en su archivo de documentos importantes. Dé una copia a la escuela de su hijo/a y a la persona encargada de cuidar de su hijo/a. Infórmele a su hijo/a donde puede encontrar esta información si es que usted no está.

➲ Haga que la persona responsable de sus hijos firme el documento autorizado de declaración jurada

La declaración jurada autorizada por la persona responsable por el cuidado de su hijo/a debe ser entregada a la escuela, o al proveedor de cuidado de salud de su hijo/a para que una persona que no sea el padre/madre pueda registrar a su hijo/a en la escuela pública, y poder tomar decisiones de la escuela o médicas, y poder tomar otras decisiones importantes por parte de su hijo/a si es que usted no puede hacerlo. Esto permite a una persona que no sea el padre/madre registrar a su hijo/a en la escuela y poder recibir tratamiento médico relacionado con la escuela. Un ejemplo

está incluido en este paquete. La declaración jurada por la persona responsable de su hijo/a no afecta sus derechos como el padre/madre de su hijo/a. Usted todavía tiene custodia y control de sus hijos.

➲ Asegúrese que todos sus hijos tengan un pasaporte

Si sus hijos nacieron en Los Estados Unidos, visite www.travel.state.gov para más información de cómo obtener un pasaporte estadounidense.

Si sus hijos nacieron en su país de origen, consulte con su embajada o consulado para obtener más información de cómo obtener un pasaporte.

➲ Informe a su familia y a sus contactos de emergencia sobre cómo encontrarlo si ha sido detenido por ICE

Miembros de su familia pueden usar el localizador de detenidos proveído por ICE: https://locator.ice.gov/odls/homePage.do. Asegúrese que su familia y sus contactos de emergencia tengan una copia del número (su número de caso de inmigración puede ser encontrado en los documentos de inmigración) si es que tiene uno.

¿Quiere hacer aún más?

Usted puede nombrar y asignar a alguien de confianza **un poder legal** para hacer decisiones financieras, legales o de cuidado de sus hijos en su ausencia. Usted puede nombrar a esta persona que cuide a sus hijos; que haga decisiones por sus hijos; que maneje sus finanzas, que maneje sus decisiones de negocios, que utilice su dinero para pagar su renta, o hipoteca, o para que pague por gastos legales u otros gastos. Un poder legal para sus hijos permite a usted nombrar a otro adulto para que haga decisiones por sus hijos. Es provisional y no requiere que usted renuncie a sus derechos de padre o de su tutela.

También usted puede **registrar el nacimiento de sus hijos** con el gobierno de su país (por ejemplo: con el consulado de su país) si sus hijos nacieron en los Estados Unidos. Esto les podrá otorgar a sus hijos beneficios, incluyendo ciudadanía en su país de origen en algunos casos.

Información Importante de Sus Hijos

Guarde esta información para que aquellos que usted nombre como responsable por sus hijos en su ausencia tengan la información que necesite.

Nombre del Niño/a	
Fecha de nacimiento	
Número del Móvil de su hijo (si es aplicable)	
Nombre de la escuela	
Dirección de la escuela	
El número de teléfono de la escuela	
Nombre del Maestro/a	
Número del salón	
Programa después de escuela	
Número de teléfono del programa después de escuela	
Otro Campamento/programa de deportes	
Otro campamento programa de deportes número de teléfono	
Alergias	
Condiciones médicas	
Medicamentos	
Número de teléfono del Doctor	
Dirección de la oficina del doctor	
Número de seguro médico	

Números de Emergencia e Información Importante de Contactos

Mantenga esta información en un solo lugar para que usted y su familia tengan acceso fácilmente.

Números de Emergencia	
Emergencia Inmediata	911
Departamento de Policía	
Departamento de Bomberos	
Centro de control de Envenenamiento	
Contactos Familiares	
Madre/ Tutor	
Teléfono de casa	
Teléfono Móvile	
Dirección del trabajo	
Teléfono del trabajo	
Padre/tutor	
Teléfono de casa	
Teléfono Móvil	

Dirección del trabajo	
Teléfono del trabajo	
Otro contacto de emergencia y relación	
Teléfono Móvil	
Otro contacto de emergencia y relación	
Teléfono Móvil	
Otro contacto de emergencia y relación	
Teléfono Móvil	

Contactos Varios	
Doctor	
Número de teléfono	
Compañía del seguro de salud	
Número de póliza	
Pediatra	
Número de teléfono	
Compañía del seguro de salud	
Número de póliza	
Dentista	
Número de teléfono	
Compañía del seguro de salud	
Número de póliza	
Marca de vehículo/Modelo	
Número de las placas	
Compañía del seguro del carro	
Número de la póliza del carro	
Número de teléfono	
Consulado	
Dirección	
Número de teléfono	
Abogado/proveedor de servicios legales sin fines de lucro	
Dirección	
Número de teléfono	

Declaración de Autorización de la Persona Responsable del Cuidado del Menor

Mantenga una copia disponible para la persona que cuidará de sus hijos para que la firme si es necesario. Usted no la tiene que firmar. Solamente la persona que será responsable del cuidado de los niños tiene que firmarla. Esta declaración no afecta los derechos de los padres o tutores del menor respecto a su cuidado, custodia y control, y no significa que la persona responsable del cuidado del menor tenga su custodia legal.

El uso de esta declaración es autorizado por Parte 1.5 (comenzando con la sección 6550) de la División 11 del Código de Familia de California. De acuerdo a las leyes de California, escuelas y proveedores de cuidado médico tendrán que aceptar esta forma si ha sido llenada correctamente.

Instrucciones: Si el adulto que usted nombre para cuidar de sus hijos no es un familiar, esa persona debe llenar las partes 1-4 para autorizar la inscripción de su hijo en la escuela y el cuidado médico dentro la escuela. Si el adulto que usted nombre para cuidar de sus hijos si es un familiar, esa persona debe llenar las partes 1-8 para autorizar la inscripción de su hijo en la escuela y cualquier cuidado médico.

El menor nombrado a continuación vive en mi (la persona responsable) hogar y soy mayor de edad (tengo 18 años o más).

1. Nombre del Menor: _____.

2. Fecha de nacimiento del menor: _____.

3. Mi Nombre (el adulto dando la autorización): _____.

4. Mi domicilio: _____.

5. [ ] Yo soy un abuelo(a), tío(a), esposo(a(), hermano(a), hermanastro(a), medio hermano(a), sobrino(a), primo(a), tío(a) abuelo(a) del menor o esposo(a) de una de estas personas con relación al menor.

6. Seleccione uno o ambos (por ejemplo, si un padre fue notificado y el otro no pudo ser localizado):

   [ ] Yo notifiqué al padre u otra persona con custodia legal sobre el menor sobre mi intención de autorizar el cuidado médico y no he recibido ninguna oposición.

   [ ] Al momento yo no puedo contactar al padre u otra persona con custodia legal sobre el menor para notificarle sobre mi intención de autorización.

7. Mi fecha de nacimiento: _____.

8. Mi número de licencia de conducir o de identificación de CA: _____.

Yo declaro bajo pena de perjurio bajo las leyes del Estado de California que lo precedente es correcto y verdadero.

Fecha: _____ Firma: _____

Archivo de Documentos Importantes

Mantenga un archivo de todos estos documentos o una copia de ellos en un lugar seguro. Déjeles saber a sus hijos, familiares, y la persona responsable en caso de emergencia donde pueden encontrar este archivo.

- ☐ Pasaportes
- ☐ Actas de Nacimiento
- ☐ Actas de Matrimonio (si es aplicable)
- ☐ Declaración de Autorización por parte de la persona responsable
- ☐ Cualquier orden de restricción que tenga a contra de cualquier persona (si es aplicable)
- ☐ Numero de extranjero (A-Number) y cualquier otro documento de inmigración (permiso de trabajo, tarjeta de residencia permanente, visa, etc.)
- ☐ Licencia de conducir y/o otras formas de identificación
- ☐ Tarjeta del seguro social o número ITIN
- ☐ Registro de nacimiento (para hijos nacidos en los EE.UU. pero registrados en el país de origen de sus padres)
- ☐ Información importante sobre sus hijos
- ☐ Números de emergencia e información de contactos importantes
- ☐ Información médica de sus hijos, incluyendo seguro de salud, lista de medicamentos, y información de los doctores
- ☐ Cualquier otro documento que usted quisiera que se encuentre fácilmente

Infórmese Sobre Sus Opciones Migratorias

Encuentre una organización sin fines de lucro local que le pueda ayudar averiguar si existe un beneficio de inmigración que le ayude obtener una tarjeta de residencia permanente, permiso de trabajo, una visa, o protección contra la deportación. Mantenga una lista de estas organizaciones locales en caso de que usted llegue a tener un problema con Inmigración y Control de Aduanas (ICE por sus siglas en inglés). Estas organizaciones tienen abogados que le podrían ayudar.

¡Alerta! ¡Protéjase Contra El Fraude!

Solamente un abogado licenciado o un representante acreditado está autorizado y calificado para atenderle con su caso de inmigración. No contrate a nadie que:

- Se niegue a proveerle un contrato por escrito;
- Le cobre por formas de inmigración en blanco;
- Le prometa un buen resultado porque tienen contactos especiales dentro del servicio de inmigración;
- Pretende ser un abogado calificado o un consultor garantizado de inmigración;
- Le pida que mienta en un formulario o que firme un formulario en blanco; o
- Le cobra para ponerlo(a) en una "lista de espera" o "poner su solicitud en línea". No existe ninguna lista de espera. No existe ninguna línea para las solicitudes.

Si usted sospecha del fraude, repórtelo a su consulado o a la policía, o contacte a la Comisión Federal de Comercio para presentar una queja en inglés o español al 877-FTC-HELP (877-382-4357). Para más información y recursos visite: http://www.stopnotariofraud.org/

Haga lo que pueda ahora para proteger a usted y a su familia en los Estados Unidos

- Si usted tiene una tarjeta de residencia permanente, averigüe si se puede hacer Ciudadano.
- Si usted está aquí con una visa, averigüe si puede obtener una tarjeta de residencia.
- Si usted no tiene estatus migratorio, averigüe si pudiera ser elegible para obtener una tarjeta de residencia, una visa, o un permiso de trabajo.
- Si usted tiene record criminal, o ha sido arrestado, averigüe como esto le podría afectar su situación, o si hay una manera de limpiar su record.
- Si usted es detenido o en proceso de deportación, pida una audiencia en frente de un Juez para salir de detención y poder pelear su deportación.

Encuentre un Proveedor de Servicios Legales

El Directorio Nacional de Servicios Legales de Inmigración de *Immigration Advocates Network* lista organizaciones sin fines de lucro que proveen servicios legales sobre inmigración gratis o de bajo costo. Lo puede utilizar para encontrar un proveedor de servicios de inmigración cercano a usted para obtener una consulta. https://www.immigrationadvocates.org/nonprofit/legaldirectory/

Encuentre una Sesión Informativa o un Taller de Inmigración Cerca de Usted

Ready California es una colaboración de organizaciones sin fines de lucro a través del estado de California. Usted puede utilizar la página web de Ready California para encontrar organizaciones locales al igual que un calendario de eventos que lista eventos de inmigración gratuitos en todo el estado. http://ready-california.org/events-calendar/#1

Conozca Sus Derechos

Mantenga la calma y no trate de huir. Si lo hace, ICE o la policía podrían usar eso en contra de usted.

Todas las personas, documentadas o indocumentadas tienen derechos en este país. Platíquele a todos en su familia (incluyendo sus hijos) y su hogar que se aseguren saber qué hacer si tienen un encuentro con agentes de inmigración (ICE) o si llegan a su casa.

➲ Agentes de Inmigración (ICE) a la Puerta

No le abra la puerta a los agentes de inmigración (ICE) ni a cualquier oficial de policía que no tengan una orden de cateo firmada. Usted no tiene que abrir la puerta a menos que el agente de inmigración le demuestre una orden de cateo firmada por un juez y que tenga específicamente y correctamente su nombre y dirección. Si los agentes de inmigración tocan la puerta, pregúnteles que le pasen la orden de cateo por debajo de su puerta o a través de una ventana. Asegúrese de que la orden de cateo si esté firmada por un juez y que si tenga su dirección correctamente. Si los agentes de inmigración o la policía no tienen esta orden de cateo, entonces usted no tiene que abrir la puerta. Al abrir la puerta, usted pierde ciertos derechos.

Mantenga una tarjeta roja sobre Conozca sus Derechos con usted y a un lado de su puerta todo el tiempo. Usted se las puede pasar por debajo de la puerta a los agentes de inmigración – les explicará sus derechos y que usted no tiene que abrirles la puerta.

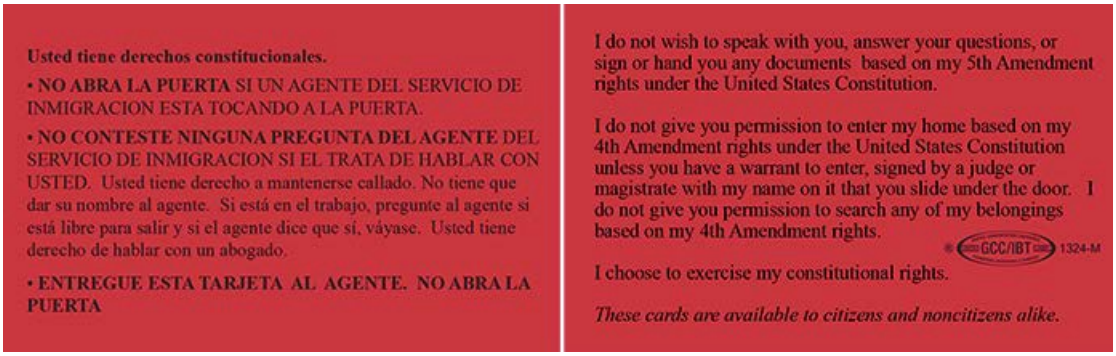

Usted tiene derechos constitucionales.

• **NO ABRA LA PUERTA** SI UN AGENTE DEL SERVICIO DE INMIGRACION ESTA TOCANDO A LA PUERTA.

• **NO CONTESTE NINGUNA PREGUNTA DEL AGENTE** DEL SERVICIO DE INMIGRACION SI EL TRATA DE HABLAR CON USTED. Usted tiene derecho a mantenerse callado. No tiene que dar su nombre al agente. Si está en el trabajo, pregunte al agente si está libre para salir y si el agente dice que sí, váyase. Usted tiene derecho de hablar con un abogado.

• **ENTREGUE ESTA TARJETA AL AGENTE. NO ABRA LA PUERTA**

I do not wish to speak with you, answer your questions, or sign or hand you any documents based on my 5th Amendment rights under the United States Constitution.

I do not give you permission to enter my home based on my 4th Amendment rights under the United States Constitution unless you have a warrant to enter, signed by a judge or magistrate with my name on it that you slide under the door. I do not give you permission to search any of my belongings based on my 4th Amendment rights.

GCC/IBT 1324-M

I choose to exercise my constitutional rights.

These cards are available to citizens and noncitizens alike.

➲ No Hable con Agentes de Inmigración (ICE)

Usted no está obligado(a) a hablar con un agente de inmigración (ICE) ni de contestar sus preguntas. **Tiene el derecho de permanecer en silencio.** Usted se puede rehusar a hablar con un agente de inmigración. No conteste ninguna pregunta, especialmente sobre su lugar de nacimiento, estatus migratorio o como entró a los Estados Unidos. No les proporcione ningún tipo de información personal sobre usted o de algún familiar. Diga que usted quiere permanecer en

silencio hasta que pueda hablar con un abogado. Ponga a sus hijos y otros miembros de su familia a que practiquen decir “No” a un agente de inmigración (ICE).

Tiene el derecho de rehusarse a firmar cualquier documento sin antes de hablar con un abogado. No firme nada que usted no comprenda o no esté de acuerdo. Eso podría eliminar su derecho a hablar con un abogado o el derecho de tener una audiencia frente a un juez de inmigración. Esto podría resultar en que usted sea deportado(a) inmediatamente sin tener una audiencia.

Pida hablar con un abogado y de presentarse frente a un juez de inmigración. **Tiene el derecho de hablar con un abogado y el derecho de hacer una llamada por teléfono.** Asegúrese de cargar con usted el número de teléfono de un abogado de inmigración todo el tiempo.

➲ Otros Recursos

El Consulado de su País

Tenga la información de contacto del consulado de su país más cercano. Muchos consulados tienen un número de teléfono de emergencia para casos donde se necesite asistencia inmediata por parte del consulado. Tenga ese número de teléfono escrito en caso de que un agente de inmigración (ICE) lo(a) detenga.

Material sobre Conozca sus Derechos y Otros Recursos

Hay muchos recursos disponibles para enseñarse sobre sus derechos. Los siguientes son solamente unos cuantos lugares donde puede comenzar si quisiera aprender más sobre las leyes de inmigración.

- **Inmigrante Informado**: https://www.informedimmigrant.com/
- **Centro de Recursos Legales para el Inmigrante (ILRC)**: https://www.ilrc.org/community-resources
- **Centro Legal Nacional de Inmigración**: https://www.nilc.org/get-involved/community-education-resources/know-your-rights/

Documentos Que Usted Debería y No Debería Cargar Con Usted

- En todo momento, cargué su permiso de trabajo válido o su tarjeta de residencia permanente, si es que tiene una. Si no tiene una, generalmente se le recomienda que cargue una identificación municipal, estatal, o licencia de conducir si se le fue otorgada dentro de los Estados Unidos y no contiene información ninguna sobre su estatus migratorio o su país de origen. Pregúntele a un defensor local de inmigración que tipo de documentos son seguros de cargar con usted en su área.
- En todo momento, cargue una tarjeta roja para ejercer su derecho de permanecer en silencio en caso de que sea detenido(a) o interrogado(a) por un agente de inmigración o por oficiales de policía.
- En todo momento, cargue el número de teléfono de un abogado de inmigración, de un defensor o de una organización sin fines de lucro que provea servicios de inmigración al cual usted le llamará en caso de una emergencia.
- No cargue ningún tipo de documentos de su país de origen.
- No cargue ningún tipo de documento de identificación o de inmigración falso.